

IR-CZ SERIES HIGH-SPEED RADIATION THERMOMETER



High Accuracy, Fast Response

Wide Low-Temperature Range

Setting Display Unit

Abundant Accessories



Implementing high accuracy and long-term stability







The low-temperature model (2μm) uses a chopper-less structure

The world's best two-color thermometers











Up to 60 °C working temperature

SINGLE COLOR MODELS











Low to Medium Temperature

Distance Factor	Models
50	IR-CZP0  
200	IR-CZP2  
300	IR-CZP3  

Medium Temperature











Distance Factor	Models
50	IR-CZI0  
200	IR-CZI2  
300	IR-CZI3  
200 with field diaphragm φ10mm	IR-CZI7  
300 with field diaphragm φ10mm	IR-CZI8  

High Temperature

Distance Factor	Models
50	IR-CZS0  
200	IR-CZS2  
300	IR-CZS3  
200 with field diaphragm φ10mm	IR-CZS7  
300 with field diaphragm φ10mm	IR-CZS8  



TWO COLOR MODELS

High Function

Distance Factor	Models
50	IR-CZQ0  
200	IR-CZQ2  
300	IR-CZQ3  
200 with field diaphragm φ10mm	IR-CZQ7  
300 with field diaphragm φ10mm	IR-CZQ8  

High Accuracy High Temperature

Distance Factor	Models
200 with field diaphragm φ10mm	IR-CZH7  
300 with field diaphragm φ10mm	IR-CZH8  

 Connecting type / Options	 Sighting type
N : Connector / No option	Blank : View finder (standard)
5 : Connector / Analog input 4-20mA	3 : Built-in close-up lens 300mm*
J : Connector/Contact input 1 P, Contact output 2P	6 : Built-in close-up lens 600mm*
T : Terminal/No option	L : Red color laser targeting (no view finder)

*Applicable for only 2 color models

FEATURES

● Implementing high accuracy and long-term stability

Leveraging our experience and know-how, the optical unit and circuit design have been revamped to ensure stable measurement from low to ultra-high temperatures. The long-term stability has been evaluated for about three years and the IR-CZ series maintains the indicated temperature within the accuracy rating.

● The low-temperature model (2 μm) uses a chopper-less structure

The previous low-temperature model, the IR-CAP, utilized a PbS detecting element, but the latest model, the IR-CZP, uses an InGaAs detecting element. This improvement in the detecting element gives the IR-CZP a wider low-temperature measurement range.

In addition, the IR-CZP does not have a built-in motor. It uses a chopper-less structure that improves the long-term stability.

● The world's best two-color thermometers

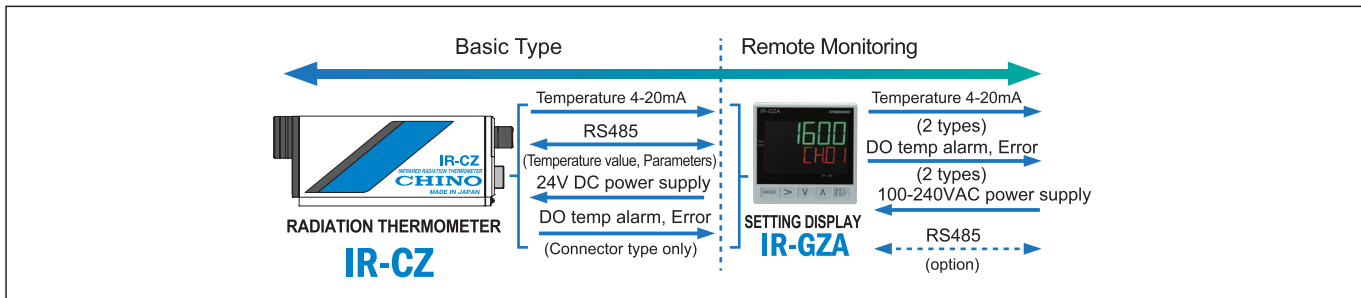
The high-temperature, high-accuracy IR-CZH has a new design for the optical unit that reduces chromatic aberration and significantly improves the light-condensing efficiency of the detector. The impact on the indicated value from a lack of view or obstruction has also reduced as much as possible. As a result, the stability of the indicated value of the two-color thermometer is outstanding, and it is widely used in the world's most advanced ultra-high temperature firing processes.

● Up to 60 °C working temperature

This higher working temperature was achieved by using heat-resistant electronic components, improving the heat-resistance of the objective lens, and improving the ambient temperature compensation performance. Combined with our numerous accessories, the IR-CZ can be used in even harsher environments.

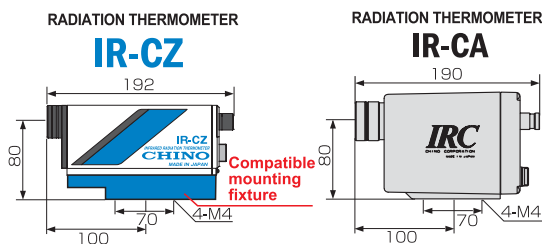
CONFIGURATION

■ Communication interface and contact output are standard provision.

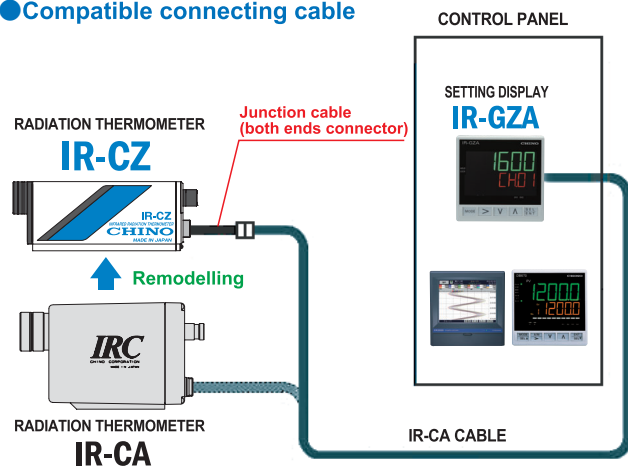


■ Compatibility with IR-CA models

● Compatible mounting location

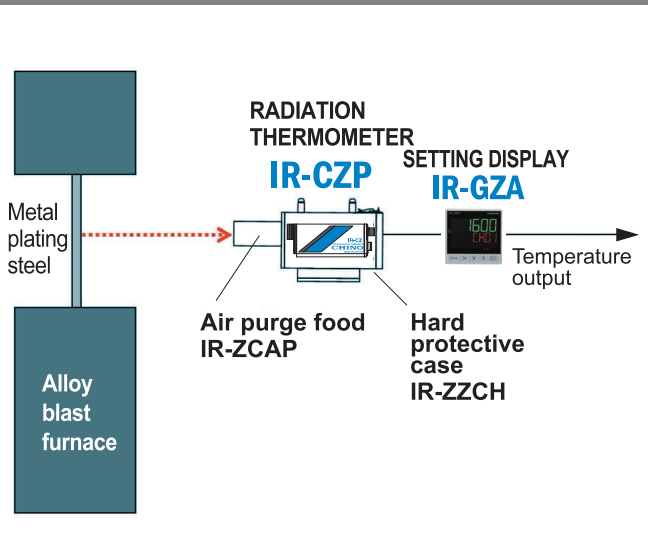


● Compatible connecting cable

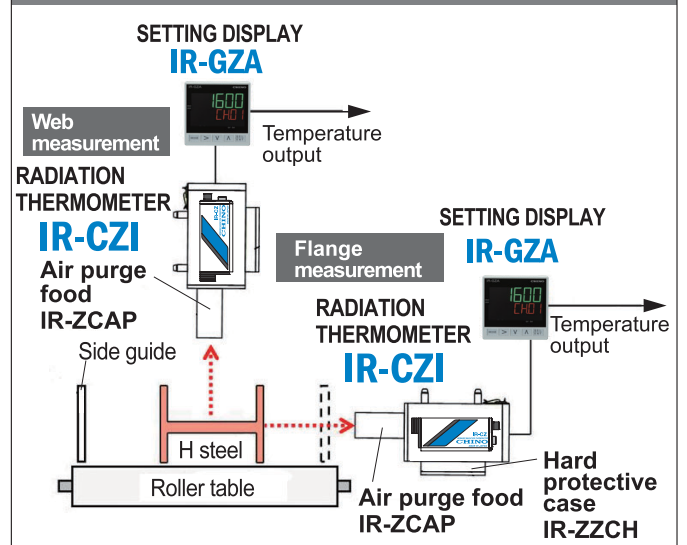


APPLICATIONS

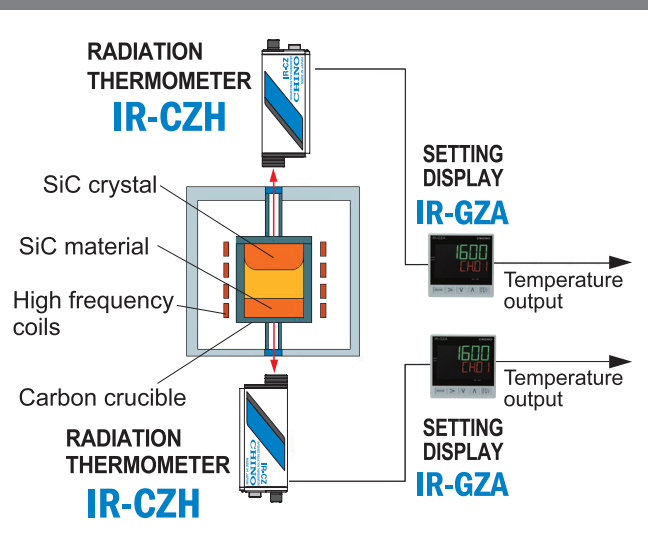
METAL PLATING TEMPERATURE MEASUREMENT



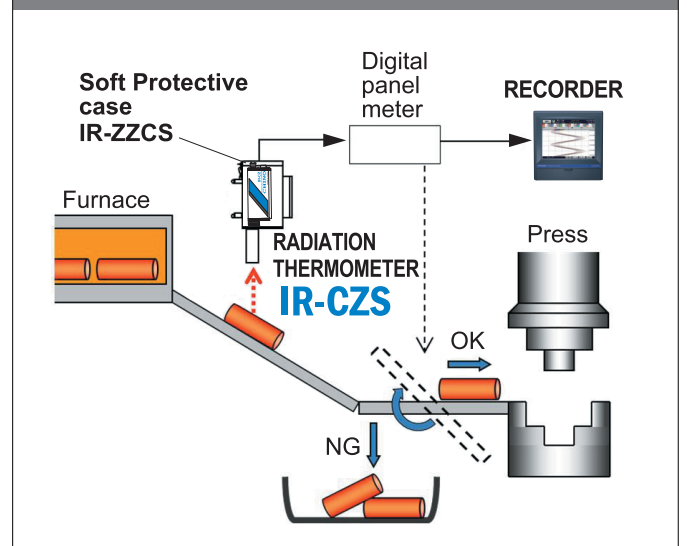
SECTION STEEL ROLLING TEMPERATURE MEASUREMENT



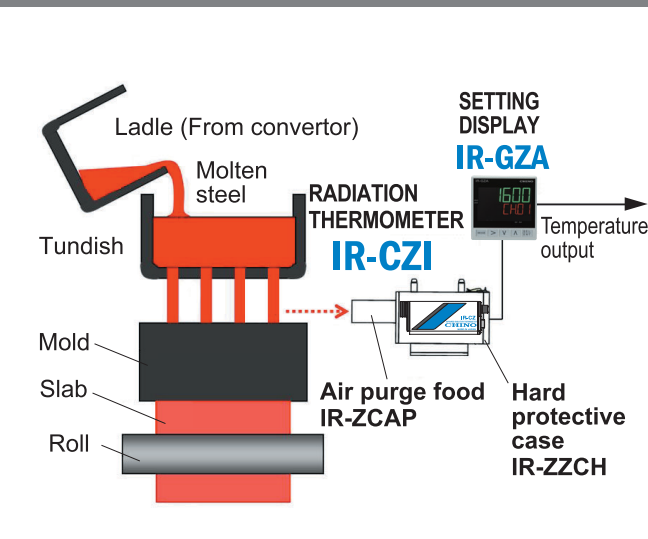
SiC SINGLE CRYSTAL GROWTH TEMPERATURE MEASUREMENT



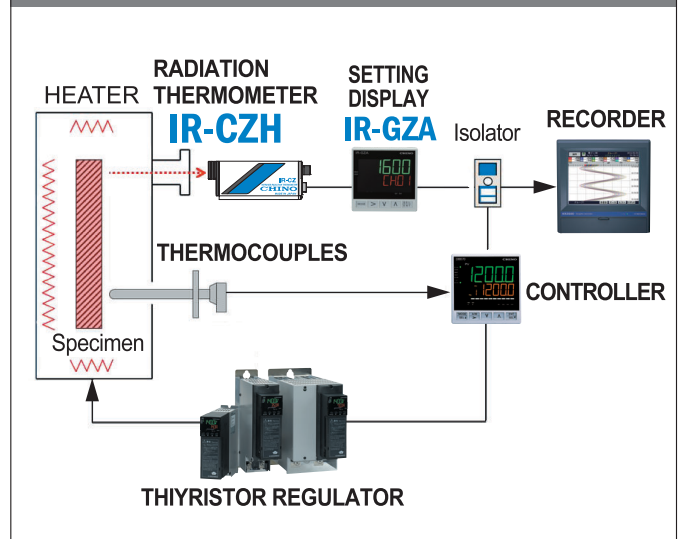
FORGING TEMPERATURE MEASUREMENT



TUNDISH MOLTEN STEEL TEMPERATURE MEASUREMENT



ULTRA HIGH TEMPERATURE FURNACE CONTROL



SPECIFICATIONS

3 models of single color thermometers

Low Temperature

Low to Medium Temperature

High Temperature

Models	IR-CZP	IR-CZI	IR-CZS
Element	InGaAs	InGaAs	Si
Measuring wavelength	2 μm	1.55 μm	0.9 μm
Measuring range (Distance factor shows in parentheses)	80 to 1000°C(50) 150 to 1400°C(200) 200 to 1400°C(300)	200 to 1000°C(50) 300 to 1600°C(200, 300) 400 to 2000°C(200 or 300 when in use diaphragm φ10)	450 to 2000°C(50) 600 to 3000°C(200, 300) 700 to 3500°C(200 or 300 when in use diaphragm φ10)
Accuracy rating	Lower than 500°C --- ±3°C 500 to 1000°C --- ±5°C Higher than 1000°C --- ±0.5% of measured value	Lower than 1000°C --- ±5°C 1000 to 1500°C --- ±0.5% of measured value Higher than 1500°C --- ±0.6% of measured value	Lower than 1000°C --- ±5°C 1000 to 1500°C --- ±0.5% of measured value 1500 to 2000°C --- ±0.6% of measured value Higher than 2500°C --- ±1% of measured value
Repeatability	Within 0.2°C		
Temperature drift	500°C or less: 0.15°C / °C 500°C or higher: 0.25°C / °C	0.1°C / °C or 0.015% / °C of measured value whichever larger	
Resolution	0.5°C		
Response time	3ms		
Distance factor	50, 200, 300		
Sighting	Direct view finder or Laser targeting (option)		
Lens diameter	φ20mm	φ20mm or φ10mm with field diaphragm	
Working temperature	0 to 50°C	-10 to 60°C	
Power consumption	Max 3.3 VA		

Common Specifications

Optical System	Focusable Lens Type																				
Measuring diameter	Measuring distance: 0.5 to ∞ $\text{Measuring diameter (mm)} = \frac{\text{Measuring distance}}{\text{Distance factor}}$ *Consider 1.5 times bigger of measuring diameter due to unstable optical alignment. <table border="1" style="float: right; margin-top: 10px;"> <thead> <tr> <th></th> <th colspan="3">Measuring distance (mm)</th> </tr> </thead> <tbody> <tr> <td>Distance factor</td> <td>500</td> <td>1000</td> <td>2000</td> </tr> <tr> <td>50</td> <td>φ10</td> <td>φ20</td> <td>φ40</td> </tr> <tr> <td>200</td> <td>φ2.5</td> <td>φ5</td> <td>φ10</td> </tr> <tr> <td>300</td> <td>φ1.7</td> <td>φ3.4</td> <td>φ6.7</td> </tr> </tbody> </table>		Measuring distance (mm)			Distance factor	500	1000	2000	50	φ10	φ20	φ40	200	φ2.5	φ5	φ10	300	φ1.7	φ3.4	φ6.7
	Measuring distance (mm)																				
Distance factor	500	1000	2000																		
50	φ10	φ20	φ40																		
200	φ2.5	φ5	φ10																		
300	φ1.7	φ3.4	φ6.7																		
Display	LCD 4 digits (Temperature and parameter display). Temperature resolutions 1°C(at 1000°C or higher) 0.1°C(at 1000°C or lower)																				
Emissivity setting	Setting value: 1.999 to 0.050 (Emissivity ratio setting with 2-colour thermometer)																				
Signal modulation	<ul style="list-style-type: none"> Delay: First-order lag Time constant: 0.000 to 99.9sec (0.1 sec or 0.01 sec or 0.001 sec increments. Real signal must be set at 0 sec. Peak: Peak tracing of highest values, Attenuation factor 0.1 to 10.0°C / sec, 0.1 sec increments selectable . 																				
Computation function	Zero / Span adjustment, Automatic emissivity calculation, Output compensation																				
Analog output	4 to 20mA DC isolated output, load resistance 750Ω or lower <ul style="list-style-type: none"> Accuracy rating: ±0.2% of output range Analog output resolution: 0.003% of output range Output scaling: Enable to set within range Simulation output: Enable to set within range of 0 to 100% of analog output 																				
Communications interface	RS485: Transmission of measured data, Transmission & Receiving or various parameters)																				
Contact output (for connector connection model only)	1 point, Higher (lower) alarm, Error signal (self-diagnostic), Dirty detection (2-colour model only), open-collector 30VDC, Max. 50mA.																				
Operations keys	<ul style="list-style-type: none"> Operator mode: Enable to set emissivity (emissivity ratio), signal modulations and alarm Engineering mode: Enable to set unit, output scaling, zero/span adjustment, reference temperature input of automatic emissivity calculation, output compensation and options. 																				
Self-diagnostic	Thermometer temperature abnormal, Parameter error																				
Power supply	24VDC (Allowable voltage fluctuations range: 22 to 28V)																				
Connections	Terminal or connector																				
Casing	Aluminum																				
Weight	Approx 0.8Kg																				

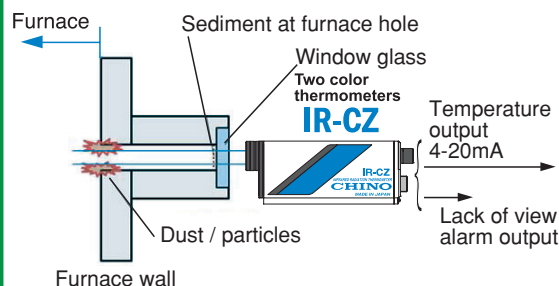
2 models of two color thermometers

High Function Type

High Temperature High Accuracy Type

IR-CZQ	IR-CZH
Si / InGaAs / InGaAs	Si / InGaAs
0.9 / 1.35 / 1.55 μ m	0.9 / 1.55 μ m
350 to 2000°C (50) 400 to 2000°C (200) 450 to 2000°C (300) 500 to 2000°C (200 with field diaphragm ϕ 10mm) 550 to 2000°C (300 with field diaphragm ϕ 10mm)	900 to 3500°C o to 2000°C (200 or 300 with field diaphragm ϕ 10mm)
Lower than 1000°C --- \pm 5°C 1000 to 1500°C --- \pm 0.5% of measured value Higher than 1500°C --- \pm 0.6% of measured value	Lower than 1000°C --- \pm 5°C 1000 to 1500°C --- \pm 0.5% of measured value 1500 to 2000°C --- \pm 0.6% of measured value Higher than 2500°C --- \pm 1 % of measured value
Within 0.5°C	
0.2°C / °C or 0.02% / °C of measured value whichever larger	
0.5°C	
2 to 15ms	200, 300
50, 200, 300	
Direct view finder or Laser targeting (option)	
ϕ 20mm or ϕ 10mm with field diaphragm	
-10 to 60°C	
Max 2.4VA	

Useful function of two color thermometers



When measuring in a vacuum firing furnace, the field of view may be missing due to dirt on the window glass or deposits on the furnace wall.

Using a two-color thermometer can reduce the effect on the indicated value, but if the field of view is extremely lacking, the indicated value will be affected.

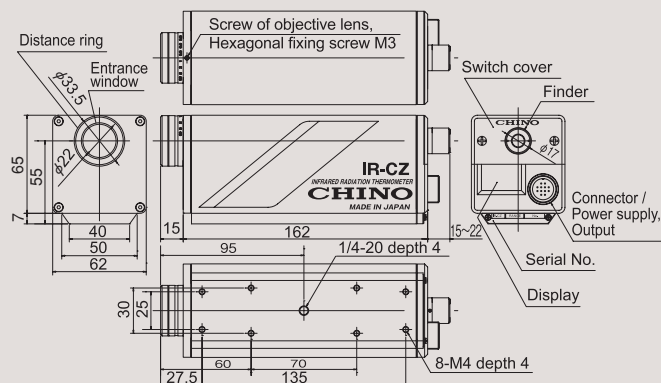
The IR-CZ two-color type can output a warning by calculating the degree of visual field loss from the temperature difference measured for each of the single and two colors inside the thermometer.

Options

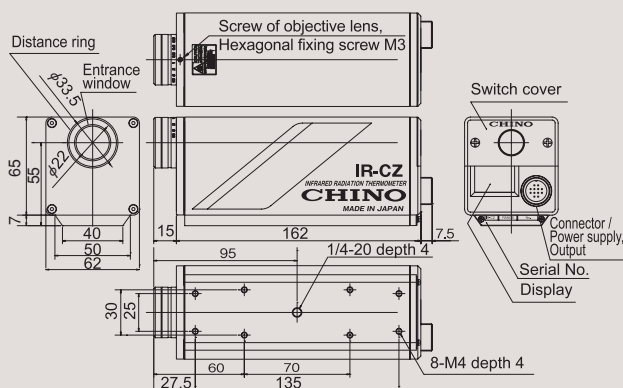
Options	Contents
Analog input (Connector type only)	Input signal: 4 to 20mA DC Selectable from emissivity remote setup or automatic emissivity calculation
Contact input (Connector type only)	1 point: Peak hold reset or Sample hold or Laser on/off Dry contact or Open collector
Contact output (Connector type only)	2 points: High (low) alarm or Error signal (self-diagnostic) or Dirty lens detection (2-colour model) Open collector 30V DC, Max. 50mA
Laser targeting	Built-in semiconductor laser emitter. 1 mW or lower (645nm), class 2, No viewfinder

EXTERNAL DIMENSIONS

View finder type



Laser targeting type

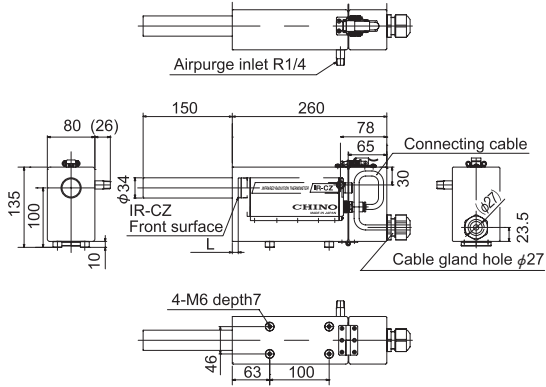


IR-CZ SERIES

ACCESSORIES

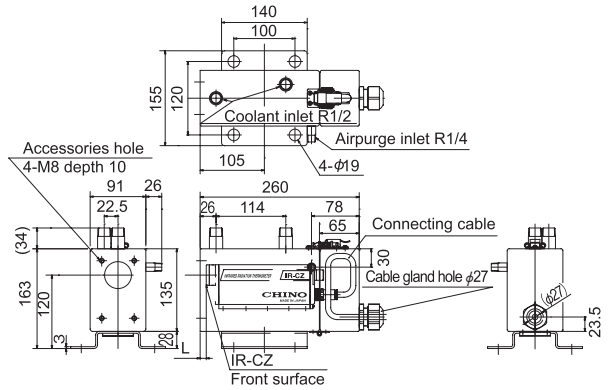
Soft protective case IR-ZZCS

The soft protective case IR-ZZCS is an exclusive accessory for the IR-CZ series to protect the thermometer from smoke, dust, etc at the installation site. This unit provides air-purge to remove smoke and dust for keeping the lens clean. Use clean instrumentation dried air. (Common use for connector type and terminal type)



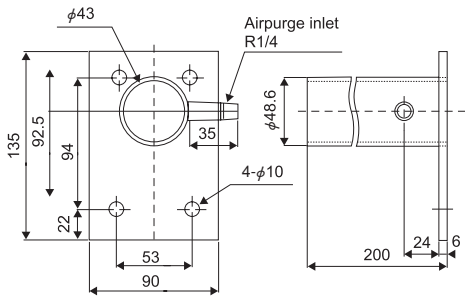
Hard protective case IR-ZZCH

The hard protective case IR-ZZCHT is an exclusive accessory for the IR-CZ series to protect the thermometer from high-temperature, humidity, smoke, dust, fume, etc. This unit provides air-purge and water-cooling to operate the thermometer properly in harsh environment. Use clean instrumentation dried air and cooling water without scale. (Common use for connector type and terminal type)



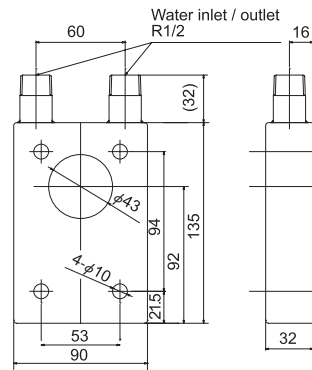
Airpurge food IR-ZCAP (for IR-ZZCH)

Use when there is a lot of smoke, dust, etc. in the installation location and the measurement optical path is obstructed. Secure the measurement optical path by airpurge.



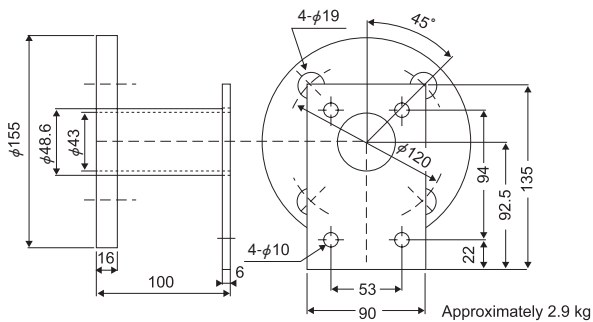
Front water-cooling plate IR-ZZWC (for IR-ZZCH)

The front water-cooling plate is used when installing the thermometer under high ambient temperature. It is mounting to the front of the hard protective case IR-ZZCH.



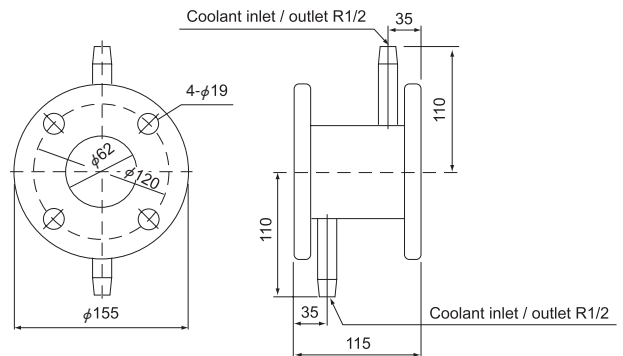
Flange mounting plate IR-ZCAF (for IR-ZZCH)

The flange mounting unit is used for mounting at the front of hard protective case IR-ZZCH. It is also applicable for mounting various accessories with front 10K 50A flange.



Water-cooling flange IR-VSW

The water-cooling flange is used for mounting the hard protective case IR-ZZCH at high temperature wall

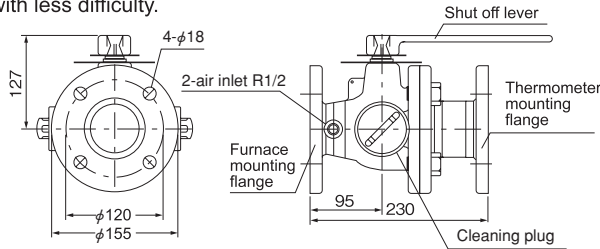


Approximately 5.0 kg

Sealing window IR-ZW

The sealing window is used for protecting the thermometer to create a tight seal between furnace inside and outside whilst furnace temperature measurement. Cleaning and replacing the window glass with less difficulty.

- 0 : Quatz
- 1 : CaF₂
- 2 : BaF₂

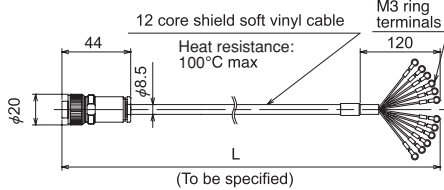


Approximately 17.0 kg

Connecting cable

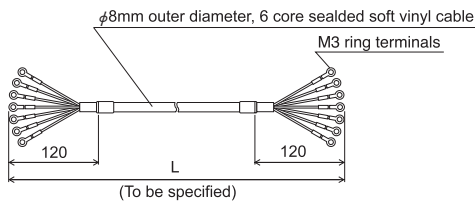
IR-ZZRC (for connector type)

Length to be specified in meter (Ex. 001 means 1 meter) *200 meters max



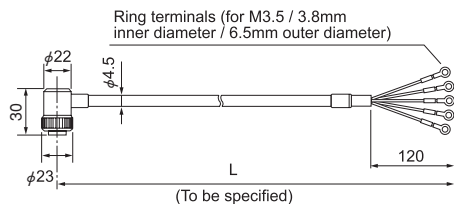
IR-ZCRT (for terminal type)

Length to be specified in meter (Ex. 001 means 1 meter) *200 meters max



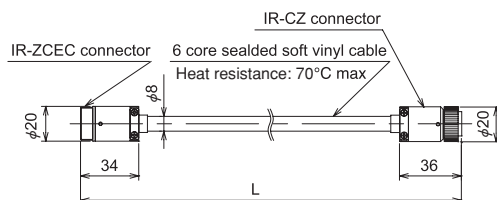
IR-ZZRL (L type cable for connector type)

Length to be specified in meter (Ex. 001 means 1 meter) *200 meters max



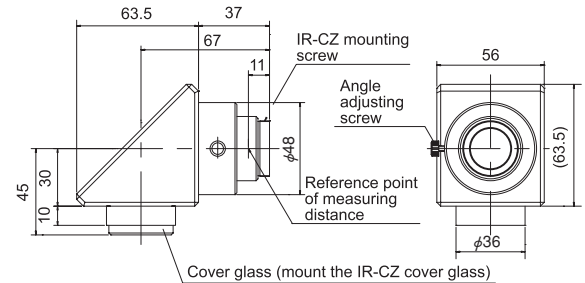
IR-ZZCC (for connecting IR-CA cable)

- S : Communications
- K : Contact
- * Only 0.2m in length



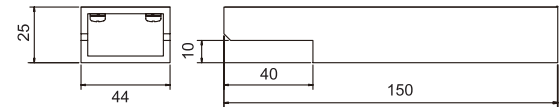
Mirror IR-ZZLM

Mount the IR-ZZLM with objective lens for enabling to bend a light pass 90 degrees



Compatible mounting base IR-ZCZS

Maintain the same position of IR-CA mounting height.



Close-up lens IR-ZZD

Utilize for small measuring object.

Enable to shorten a measuring distance in order to measure a small spot size.

Models	Measuring distance
IR-ZZD30A	190-300mm
IR-ZZD60A	270-600mm

SETTING DISPLAY UNIT IR-GZA SERIES

IR-GZA is combined with IR-CZ, IR-SA, IR-CA with optional RS485 to program parameters, to display measuring data and to supply 24V DC power to each connected radiation thermometers.



General Specifications

Items	Contents
Connecting thermometer	IR-CZ, IR-SA, IR-CA series
Thermometer input	RS485
Function	Temperature display, parameter settings and parameter transmission to thermometer, Temperature alarm judgment, Signal modulation processing, Analog temperature signal transmission Option (Remote emissivity, Reflection compensation)
Connecting thermometer numbers	1 (Up to 2 units for IR-GZA2□□, prepare separate power supply for the second unit)
Setting parameter	For thermometers parameter transmission Emissivity: 1.999 to 0.050 Signal modulation mode, signal modulation time constant, attenuation factor, analog output scaling
Information	Temperature, self diagnostic function
Signal modulation	DELAY: First-order lag (Modulation time constant: 0.0 to 99.9s, 0.1s increment or 0.00 to 9.99s, 0.01s increment 0.000 to 9.999s, 0.001s increment) Real signal must be set at 0 sec. PEAK: Peak tracing Attenuation degree...Select within 0.1 to 10.0°C/s, for IR-CZ and IR-CA Select within 0,2,5,10.0°C/s for IR-SA
Display	Temperature, event status
Analog output	Output 1...IR-GZA output 4 to 20mA DC, Load resistance: 600Ω or less renewal cycle: 0.1s accuracy ratings: 0.3% of output range Output 2... Thermometer output
Event output	2 points Select 2 points within High temperature alarm, High-high temperature alarm, Low temperature alarm, Low-low temperature alarm and thermometer self diagnostic function Relay-a contact output (Common is same) Contact capacity 240V AC 1.5A, 30V DC 1.5A
External input	· Optional IR-GZA1□□: Emissivity remote Non-voltage contact, contact capacity 5V DC 2mA IR-GZA2□□: Reflection compensation input 4 to 20mA, Pt100, thermometer (Ch31), key input DC current...4 to 20mA (use attached shunt resistor 250Ω, allowable input voltage ±10V DC, accuracy ratings ±0.1% ± 1 digit, sampling speed about 100ms RTD...PT100 (allowable input voltage ±5V DC, accuracy ratings, ±0.1% ± 1 digit, sampling speed about 100ms)
Communications interface	· Optional IR-GZA□S□: RS485
Ambient temperature	-10 to 50°C *-10 to 40°C when close installation
Ambient humidity	20 to 90%RH (No dew condensation)
Power supply to Thermometer	24V DC, 830mA
Rated power supply	100 to 240V AC 50/60Hz
Power consumption	100VAC: Max. 28VA, 240VAC: Max. 36VA
Terminal size	M3 chip
Casing	Nonflammable ABS
Installation	Panel mount type
Weight	About 0.5kg
CE marking	EMC: EN61326-1 Class A *Under the test conditions of the EMC directive, indication values and output values which are equivalent to maximum FS±10% may vary. Safety: EN61010-1 Over voltage category II pollution level2 EN61010-2-030

Models

IR-GZA□□

External input

- 0 : None
- 1 : Remote emissivity
- 2 : Reflection compensation
- *Confirm about combination
(Not applicable for 2-colour model)

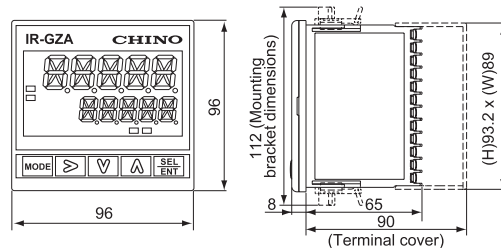
Communication interface

- N : None
- S : RS485

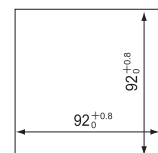
Damp proof treatment

- N : None
- C : With damp treatment

External dimensions



Panel cutout



Unit : mm

Specifications subject to change without notice. Printed in Japan (I) 2020. 2

CHINO CORPORATION

32-8 KUMANO-CHO, ITABASHI-KU, TOKYO 173-8632

Telephone : +81-3-3956-2171

Facsimile : +81-3-3956-0915

E-mail : inter@chino.co.jp

Website : www.chino.co.jp/