

Digital Indicating Controller LT23A SERIES



**Easy to use small size controller at reasonable price
CE RoHS compliance**

LT 23A series is a 48×48mm digital indicating controller with indicating accuracy of ±0.5% and the control cycle of approximately 0.5 seconds.

There are two type of mounting methods, terminal block type and socket type.

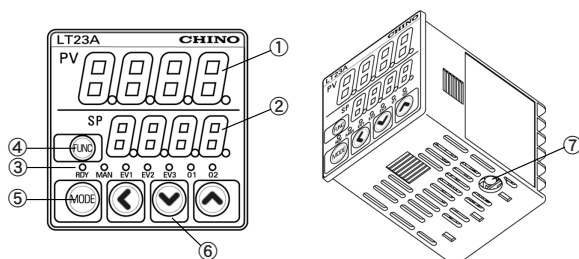
3 types of auto tuning functions and overshoot suppression functions are provided and highly safe control is achieved. Combination of internal computing function and enriched input and output option support various usage scenarios. Special loader software provides ease of setting operations and data acquisition.



FEATURES

- **Compact design**
Short depth of instrument (case 60mm) saves the space of instrument and control board.
- **Enriched input types**
Thermocouple group, resistance thermometer group, DC voltage / DC group can be selected. Input types can be changed within each group.
- **Outstanding controllability**
Control system can be selected from two-position control, PID control and self-tuning.
It has overshoot suppression function and high functionality PID.
- **3 type of auto tuning**
Can be selected from normal, rapid-response, safe tuning on the control target.
- **Various input / output signal (optional) are available**
Current transformer input 2 points, event output 3 points (Max), remote signal input 2 points, communication interface (RS485).
- **Terminal block type and socket type are available**
- **Conformance to international safety standards**
Conformance to CE marking, RoHS
- **Loader software is available**
Various parameter settings and data acquisition can be done easily using loader software (sold separately).

PARTS NAMES OF FUNCTIONS



- ① Upper display : Displays PV values (preset temperature, etc) or settings items.
- ② Lower display : Displays SP values (set temperature, etc) and other parameter values.
- ③ Status display lamp
RDY : Lights when READY (Control stop)
MAN : Lights when MANUAL (manual mode)
EV1 to EV3 : Lights when event outputs are ON.
O1 to O2 : Lights when the control output is ON.
- ④ [FUNC] key : The operations which has been set beforehand can be done by pushing the key for 1s or more. The function is disabled at factory default.
- ⑤ [MODE] key : Switches the display.
- ⑥ <, V, ^ Key : Used for incrementing numeric values and performing arithmetic shift operation.
- ⑦ Recorder connector : Connects to a personal computer by using USB loader cable.

MODELS

LT23A

	Measur. input	Control output	I/O option	Terminal type	Power	Extra	Specifications	
LT23A							48mmX48mm front size	
1							Thermocouple input	
2							RTD input	
8							DC voltage/current input	
							Control output 1	Control output 2
*2	1	0					ON-OFF pulse	—
	5	0					SSR drive pulse output	—
*1	5	3					SSR drive pulse output	Current output
*1	5	5					SSR drive pulse output	SSR drive pulse output
	3	0					Current output	—
*1	3	3					Current output	Current output
							00	—
							01	Event output 3 points
*1,*3							02	Event output 3 points, CT input 2 points, External signal input 2 points
*1,*3							03	Event output 3 points, CT input 2 points, Communication interface RS485
*5							04	Event output 2 points (independent contact)
*1,*3,*5							05	Event output 2 points (independent contact), CT input 2 points, External signal input 2 points
*1,*3,*5							06	Event output 2 points (independent contact), CT input 2 points, Communication interface RS485
							0	Terminal block type
*4							S	Socket type
							A	100-240 V AC
							D	24V AC/DC
							00	No additional treatment
							Y0	Complying with the traceability certification

*1: Cannot be selected for the socket type *2: Only 1a contact applicable for the socket type
*3: Current transformer is sold separately *4: Socket is sold separately
*5: Cannot be selected for 24V AC/DC power supply
Note) For ON-OFF pulse 2 control outputs, even output (option) will be used as control outputs.
There is 3 points (common) and 2 points (independent contact) so please select depending on the usage.

48x48mm compact body



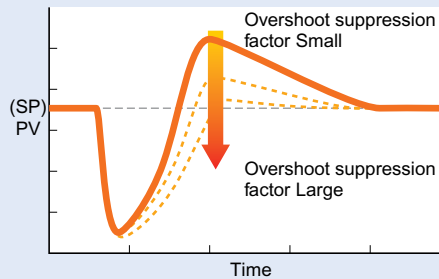
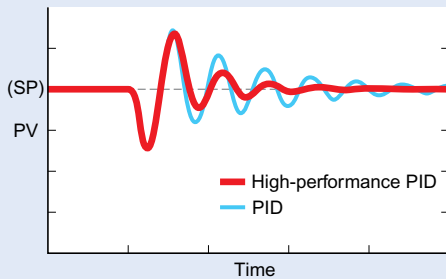
Compact body of 48x48mm and 60mm in depth. There is not only panel mounting type but also socket type, so it can correspond to multiple types of installations such as panel mounting type and DIN rail mounting type.

IP66 protection structure of dust and water proof



Front of LT23A employs IP66 protection structure of dust-proof and water-proof.

Advanced controllability




Easy-to-read display

On the display, measuring value (PV) is indicated in green and setting value (SP) is indicated in orange LEDs

Frequently used operation can be assigned to the FUNC key

By assigning frequently used operation such as RUN/READY to the FUNC key, only one press of a button enables switching the functions.

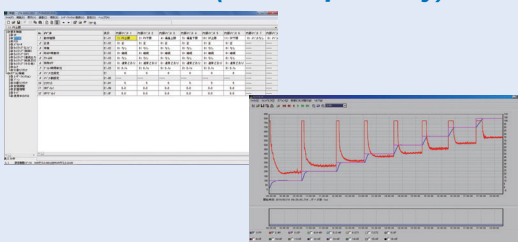


Easy-to-read display



*Various parameter settings are available from PC by using dedicated loader software. However, it requires exclusive loader cable (sold separately).

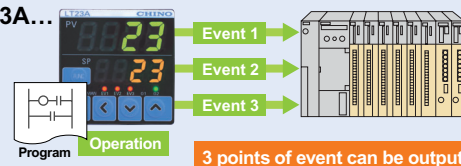
Loader software (sold separately)



Various parameter settings and data acquisition are available by connecting this controller to the PC which the loader software is installed.

Internal event can be output as external contact output by logical operation

On LT23A...



3 points of event can be output

Result of the logical operation which performed on selected five points of various internal events is able to be assigned to the three points of external digital outputs. It can simplify process of event outputs which logical operation was conventionally performed on receiver side.

SPECIFICATIONS

Input specifications

Input signal: Group selection by the models (Thermocouple, Resistance Thermometer, DC voltage/current)
 Range type: Refer to a measuring range table
 Input sampling cycle: 500ms
 Accuracy rating: $\pm 0.5\%FS \pm 1$ digit

Control specifications

Output type: ON-OFF pulse output type: 1c 250V AC, 30V DC 3A (resistance load)
 Current output type: 0 to 20 A DC, 4 to 20 mA DC (It can be changed by the setting)
 SSR drive pulse output type: 19V DC $\pm 15\%$, Internal resistance 82 Ω , Allowable current Max. 24mA DC

General specifications

Operation temperature: 0 to 50°C
 Power supply voltage range: AC power supply model 100 to 240 V AC, 50/60Hz
 DC power supply model 24 V AC, 50/60Hz/24V to 48V DC
 Power consumption: AC power supply model 12 VA or/and lower
 DC power supply model 7 VA or/and lower (24V AC) 5W or/and lower (24V DC)
 Safety standards: CE marking compliant product
 Structure: IP66 (front part)
 Weight: Terminal block type: 150g
 Socket type: 200g (including socket)

ACCESSORY

Item	Model
Attachment (for terminal block type)	LTA-P205
Manual	L2A-11-□
Gasket (for terminal block type)	LTA-P206

ACCESSORY (Sold separately)

Item	Model
Hard cover	LTA-P202
Soft cover	LTA-P203
Terminal cover	LTA-P204
Current transformer	LTA-P207 (5.8mm hole dia.), LTA-P208 (12mm hole dia.)
Attachment (for terminal block type)	LTA-P205
Gasket (for terminal block type) 20 pieces	LTA-P206
Socket	LTA-P201
Plug conversion cable for LT23A	LTA-P209
Shunt resistor 250 Ω	RZ-EX250

OPTIONAL SOFTWARE

Item	Model
Loader software (cable included)	LTA-S001
Loader software	LTA-S002
Loader cable	LTA-S003

MEASURING RANGE

Input type	C01 Set value	Measuring range	Measuring accuracy	
Thermocouple	K	1	-200 to 1200°C	
		2	0 to 1200°C	
		3	0.0 to 800.0°C	
		4	0.0 to 600.0°C	
		5	0.0 to 400.0°C	
		6	-200.0 to 400.0°C	
	J	9	0.0 to 800.0°C	
		10	0.0 to 600.0°C	
		11	-200.0 to 400.0°C	
	E	13	0.0 to 600.0°C	
	T	14	-200.0 to 400.0°C	
	R	15	0 to 1600°C	
	S	16	0 to 1600°C	
	B	17	0 to 1800°C	
	N	18	0 to 1300°C	
	Platinel II	WR5-26	19	0 to 1300°C
			20	0 to 1400°C
DIN U		21	0 to 2300°C	
		24	-200.0 to 400.0°C	
DIN L		25	-100.0 to 800.0°C	
		RTD	Pt100	41
JPt100			42	-200 to 500°C
Pt100			43	-200 to 200°C
JPt100	44		-200 to 200°C	
Pt100	45		-100 to 300°C	
JPt100	46		-100 to 300°C	
Pt100	51		-50.0 to 200.0°C	
JPt100	52		-50.0 to 200.0°C	
Pt100	53		-50.0 to 100.0°C	
JPt100	54		-50.0 to 100.0°C	
Pt100	63		0.0 to 200.0°C	
JPt100	64		0.0 to 200.0°C	
DC voltage/current	Pt100	67	0 to 500°C	
	JPt100	68	0 to 500°C	
	0 to 1V	84	The scaling and decimal point position can be changed variably in a range of -1999 to +9999	
	1 to 5V	86		
	0 to 5V	87		
0 to 10V	88			
0 to 20mA	89			
4 to 20mA	90			

*Lower limit of indication value of B thermocouple is 20°C

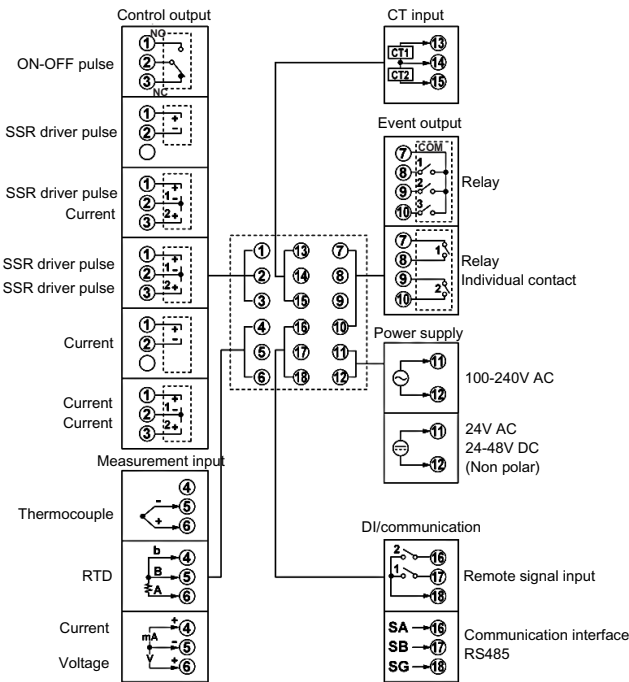
Applicable standards

• Thermocouple
 K, J, E, T, R, S, B, N : JIS C 1602-1995
 Platinel II : Engelhard Industries(ITS90)
 WRe5-26 : ASTM E988-96(Reapproved 2002)
 DIN U, DIN L : DIN43710-1985

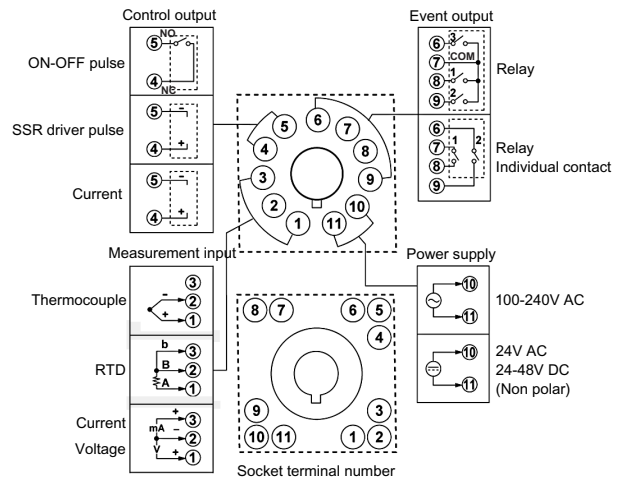
• Resistance thermometer
 Pt100 : JIS C 1604-1997
 JPt100 : JIS C 1604-1989

TERMINAL BOARD

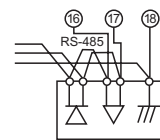
Terminal block type



Socket type



RS485 communication connection



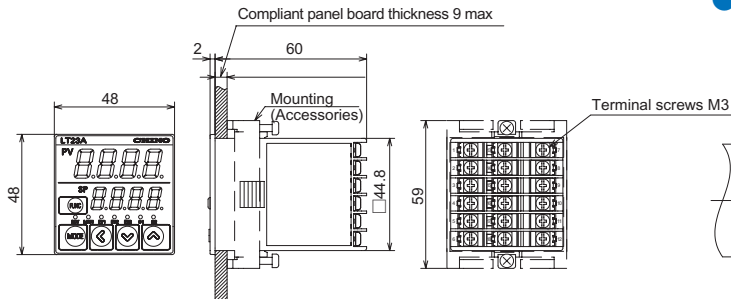
⚠ Cautions for handling

Do not connect the external resistor because this unit has a built in termination resistor.

Example: Method to connect with 5 line type instrument.

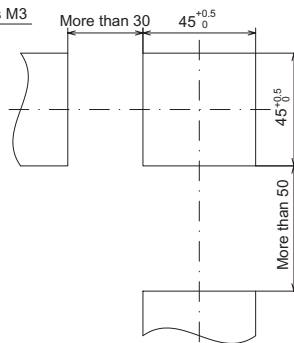
DIMENSIONS

Terminal block type

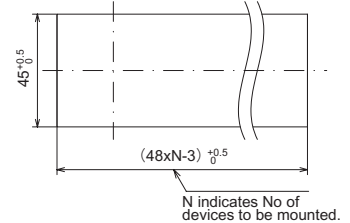


Panel cutout

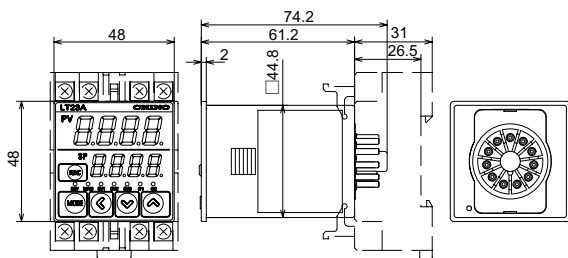
Separate installation



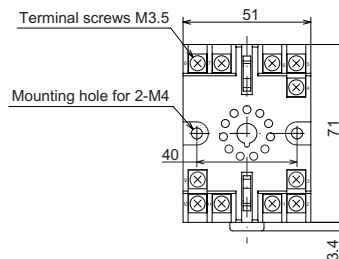
Closed installation



Socket type



Wiring terminal block



Unit : mm

Specifications subject to change without notice. Printed in Japan (I) 2014. 8

CHINO CORPORATION

32-8 KUMANO-CHO, ITABASHI-KU, TOKYO 173-8632
 Telephone : +81-3-3956-2171
 Facsimile : +81-3-3956-0915
 E-mail : inter@chino.co.jp
 Website : www.chino.co.jp/